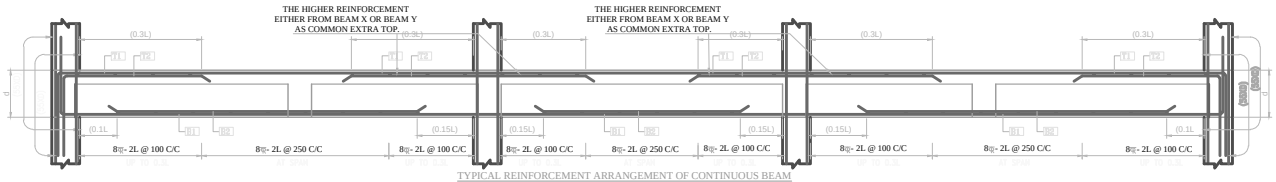

TYPICAL REINFORCEMENT ARRANGEMENT OF CONTINUOUS BEAM
(SCALE-NTS)

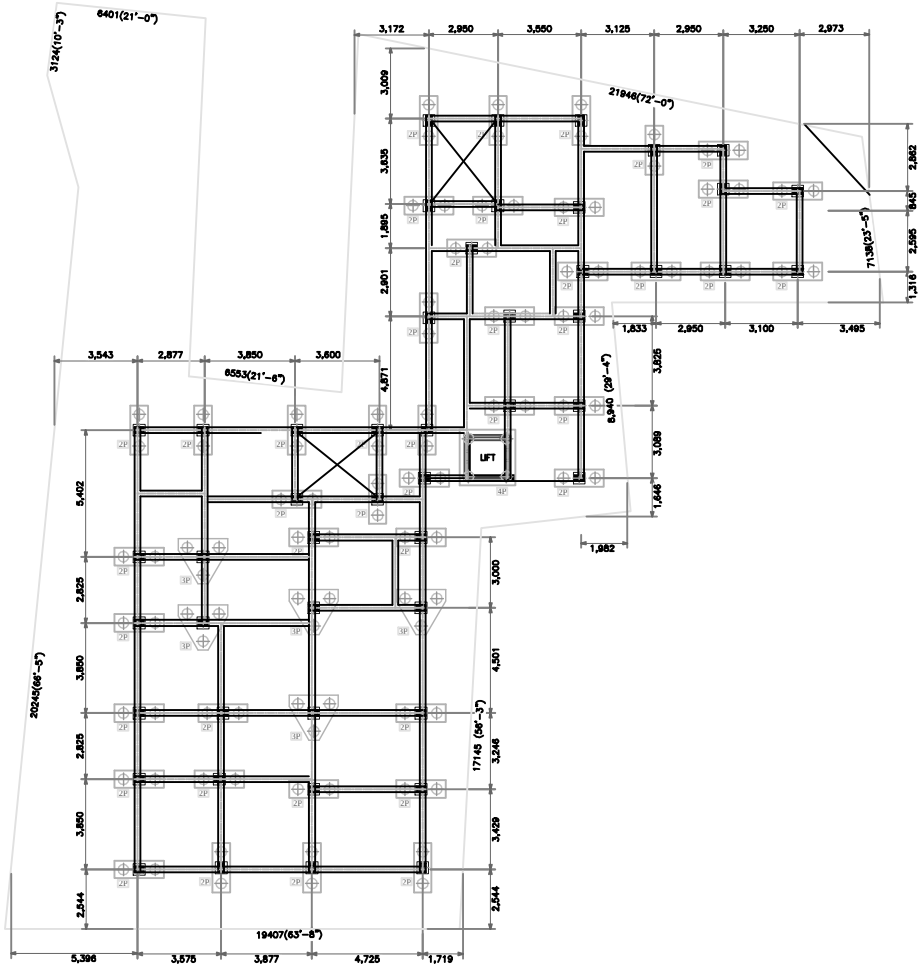

FOUNDATION LAY-OUT PLAN
SCALE = 1:100

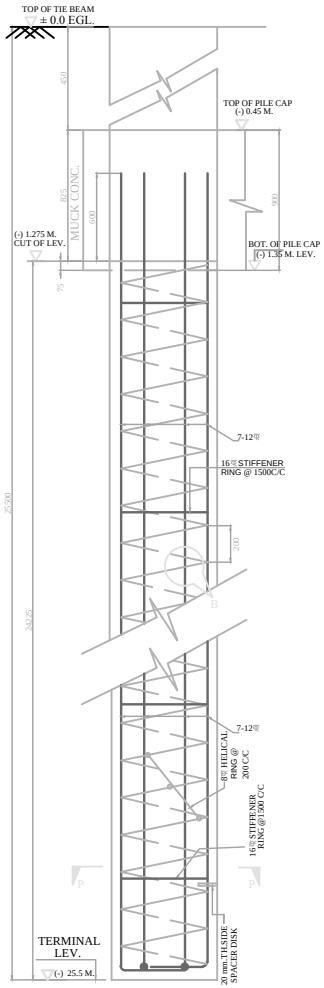

LONGITUDINAL SECTION
OF 450 DIA PILE

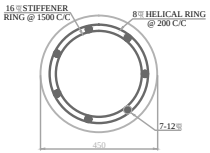

SECTION AT - P-P

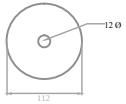

20MM TH.
SPACER DISK

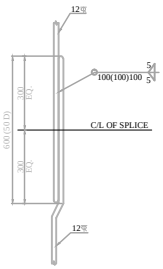

DETAIL - 'B' SHOWING LAP
SHOWING LAP OF 12ϕ& 12ϕ

NOTES:-

1. Pile load test should be done according to IS CODE 2911 PART -IV
2. Initial load test of the pile should be done with 2.5 times of vertical capacity of pile.
3. Working load test of the pile should be done with 1.5 times of vertical capacity of pile.
4. 6 nos. cubes to be taken at the time of casting for testing in 7 days & 28 days respectively.

NOTES:-

1. CLEAR COVER TO MAIN REINFORCEMENT:-
   a) FOUNDATION- 50 MM. b) COLUMN- 40 MM .
   c) TIE BEAM- 50 MM. d) SLAB - 20 MM, e) BEAM- 25 MM.
2. LAP / ANCHORAGE LENGTH SHOULD BE GENERALLY 50D, (D = DIA OF BAR).
3. (/) -INDICATES COLD TWISTED DEFORMED BAR AS PER I.S 1786.
4. GRADE OF CONCRETE - M25
5. GRADE OF STEEL- Fe-500.

NOTES:-

TOP OF TIE BEAM LEVEL + 0.45 M(P.L LEV.)

NOTES:-

1. Minimum cement content for piling work 400 kg/cum.

PILE DIA	DEPTH OF PILE	CAPACITY
450	25.5 M	45 TON

SCHEDULE OF BEAM

BEAM MKD.	BEAM SIZE	MAIN REINFORCEMENT. CONT. SUPP. TOP	CONT. SUPP. BOT.	SPAN TOP	SPAN BOT.	DISCON. SUPP. TOP	DISCON. SUPP. BOT.	STIRRUPS SUPPORT	STIRRUPS SPAN
B1	250 x 500	2-16ϕ+ 4-16ϕ	4-16ϕ	2-16ϕ	6-16ϕ	2-16ϕ	4-16ϕ	8ϕ- 2L @ 100 C/C	8ϕ- 2L @ 150 C/C
B2	250 x 450	2-16ϕ+ 4-16ϕ	4-16ϕ	ALTH.				10ϕ- 2L @ 100 C/C	
B3	150 x 450	4-16ϕ	4-16ϕ	ALTH.				8ϕ- 2L @ 100 C/C	
B4	250 x 450	2-16ϕ+ 4-20ϕ	4-16ϕ	2-16ϕ	6-16ϕ	2-16ϕ	4-16ϕ	10ϕ- 2L @ 100 C/C	10ϕ- 2L @ 150 C/C
B5	250 x 450	2-16ϕ+ 4-20ϕ	4-16ϕ	ALTH.				10ϕ- 2L @ 100 C/C	

SCHEDULE OF R.C.C. COLUMN (FE-500,M-25)

COLUMN MKD.	SIZE	REINFORCEMENT GR. FL.+ 1ST FLOOR. BAR	2ND FLOOR. BAR	3RD FLOOR. BAR	LINKS
C1.	250 X 500	10- 16ϕ	10- 16ϕ	10- 16ϕ	8ϕ LINK @ 75\150C/C FOR ALL DIA BAR.
C2.	250X500	12 - 20ϕ	12 - 20ϕ	12 - 16ϕ	
PEDESTAL REINFORCEMENT 6- 12 ϕ AND 8ϕ 4L-LINK @ 200C/C					
LIFT WALL	150 MM THK.	12ϕ@150 C/C MAIN REINFORCEMENT & 10ϕ@150 C/C DIST.			

SCHEDULE OF SLAB

SLAB MKD	SLAB THIK. (MM.)	REINFORCEMENT SHORTER SPAN SUPP.(TOP)	SHORTER SPAN SPAN(BOT.)	LONGER SPAN SUPPORT (TOP)	LONGER SPAN SPAN (BOT.)
S1	125	8ϕ@100C/C	8ϕ@100C/C	8ϕ@125C/C	8ϕ@125C/C
S2	150	8ϕ@100C/C	8ϕ@100C/C	8ϕ@100C/C	8ϕ@125C/C
S3	150	8ϕ@100C/C (MAIN)(TOP) WITH 8ϕ@200C/C (DIST.)(TOP) 8ϕ@200C/C (B/W)(BOT.)			
ST	150	12ϕ@100 C/C (MAIN) WITH 8ϕ@150C/C(DIST)			
8ϕ@200 DISTRIBUTOR BAR ADDED WHEREEVER REQUIRED					

SCHEDULE OF TIE BEAM (FE-500, M-25)

BEAM MKD.	SIZE (B X D)	MAIN REINFORCEMENT SUPPORT TOP	SUPPORT BOTTOM	SPAN TOP	SPAN BOTTOM	DIS SUPPORT TOP	DIS SUPPORT BOTTOM	STIRRUPS SUPPORT	STIRRUPS SPAN
TB1	250X500	4 -16ϕ	3 -16ϕ	2 -16ϕ	4 -16ϕ	2 -16ϕ	3 -16ϕ	8ϕ 2L @ 100 C/C	8 ϕ2L @ 200 C/C
TB2	250X500	4 -16ϕ	3 -16ϕ	ALTH.				8ϕ 2L @ 100 C/C	
TB3	250X500	5 -20ϕ	3 -20ϕ	2 -20ϕ	5 -20ϕ	2 -20ϕ	3 -20ϕ	8ϕ 2L @ 100 C/C	8 ϕ2L @ 150 C/C

SCHEDULE OF PILE CAP

SL. No.	PILE CAP MKD.	DEPTH OF PILE CAP	SIZE	MAIN REINFORCEMENT ALONG LONGER SIDE TOP	ALONG LONGER SIDE BOTTOM	ALONG SHORTER SIDE TOP	ALONG SHORTER SIDE BOTTOM	STIRRUPS	SKIN BAR
1.	2P	900 MM	2100 X 750	6-16ϕ	6-20ϕ	12ϕ@100 C/C	16ϕ@100 C/C	12ϕ4L @ 150 C/C	
2.	3P	900 MM	2100 X 2100	12ϕ @100 C/C	16ϕ@100 C/C	12ϕ @100 C/C	16ϕ@100 C/C	12ϕ4L @ 100 C/C	12ϕ@150C/C SKIN BAR.
3.	4P	900 MM	2375 X 2375	20ϕ@125 C/C	20ϕ@125 C/C	20ϕ@125 C/C	20ϕ@125 C/C	12ϕ4L @ 100 C/C	

UNDERTAKING :-WE UNDERTAKE THAT WE WILL TAKE CONNECTION THE WATER CLOSET WITH SEWER LINE AT OUR OWN COST,WHEN IT IS AVAILABLE AT OUR SITE.

PROPOSED PLAN OF (G+3) FOUR STORIED COMMERCIAL CUM RESIDENTIAL FLAT BUILDING OF R.S. DAG NO-546, L.R. DAG NO.-1288, L.R. KH. NO.-5231 &, 5252, MOUZA- UTTAR BAKSARA, J.L. NO.-07, P.S.- SANTRAGACHI(NEW), UNDER H.M.C WARD NO-45, BOROUGH-VII, HOLDING NO-158/A, LALIT MOHAN CHATTERJEE SARANI, DIST.-HOWRAH.

THE PLOT IS BUTTED & BOUNDED BY BOUNDARY WALL BOUNDARY MEASUREMENT MORE OR LESS & GRESS WITH REGD. DEED REFFERENCE OF DECLARATION ATTACHED WITH THE CASE FILE.THE CHARACTER OF THE ROAD IS A H.M.C. ROAD. I DO HERE BY DECLARE WITH FULL RESPONSIBILITY THAT THE BUILDING PLAN HAS BEEN DRAWN BY ME AS PER PROVISION OF K.M.C. BUILDING RULES 2009 AS EXTENDED TO H.M.C. MUTATIS MUTANDIS AMENDED TIME TO TIME AND THE SITE CONDITION INCLUDING THE WIDTH OF THE ABUTTING ROAD CONFIRM WITH THE H.M.C. SURVEY AND THAT IS BUILDABLE SITE AND NOT A TANK OR FILLED UP TANK. WE DO HERE BY DECLARE THAT WE SHALL PROVIDED NECESSARY PLANTATION AS PER SANCTION PLAN AND WE SHALL MAINTAIN THE SAID PLANTATION AT OUR OWN COST IN FUTURE

Maa Bhabatarini Realtor Pvt. Ltd.

MAA BHABATARINI REALTOR PVT. LTD.
Director.

Ar. Mintu Paul (B. Arch)
L.B.A. No.-49, of H.M.C
S. Duilya, Andul Howrah-711302

SIGNATURE OF L.B.S./L.B.A.

SIG. OF APPLICANTS.

CERTIFICATE OF ST.ENG.
I CERTIFY WITH FULL RESPONSIBILITY -THAT THE FOUNDATION AND THE SUPERSTRUCTURE OF THE BUILDING HAS BEEN DESIGNED BY ME CONSIDERING ALL POSSIBLE LOADS INCLUDING SEISMIC LOAD,WIND LOAD AS PER THE NATIONAL BUILDING CODE OF INDIA AND ALSO CONSIDERING THE BEARING CAPACITY AND SETTLEMENT OF SOIL AND CERTIFY THAT THE BUILDING IS SAFE AND STABLE IN ALL RESPECT.

25Today/2022

SUVASIS GHOSH
BE(CIVIL) MIE Chartered Engineer
F.E. No-14107(M.C.)
Mob. No. 98300 50206

THE HOWRAH MUNICIPAL CORPORATION
BUILDING PERMIT
BRC No. 1.2.C.21...22
Date 25.5.22 Borough No. VII
Building Department
Howrah Municipal Corporation
BUILDING DEPARTMENT

SHEET NO-3/4

SIGNATURE OF ST.ENG.

SPACE FOR MUNICIPAL SEAL